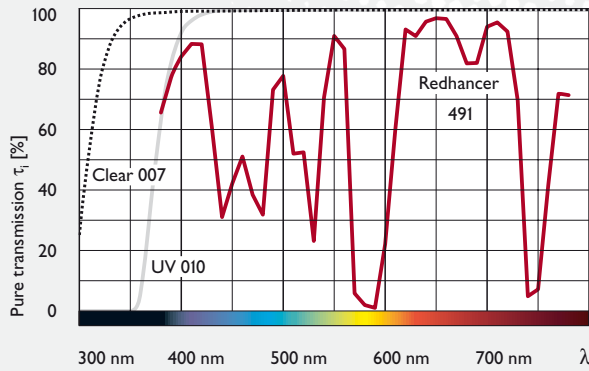


# Transmission Curves of B+W Filters

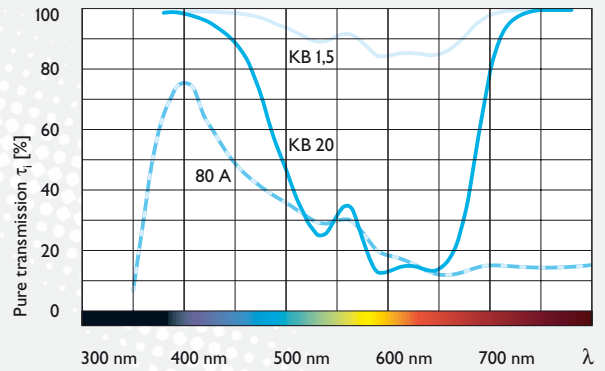
The technical term "Transmission", in reference to an optical system, describes the percentage of incoming light (= 100 %) that is actually transmitted. When the

transmission is stated for each wavelength, the percentage values can be graphed in the form of a curve that accurately characterizes every color filter.

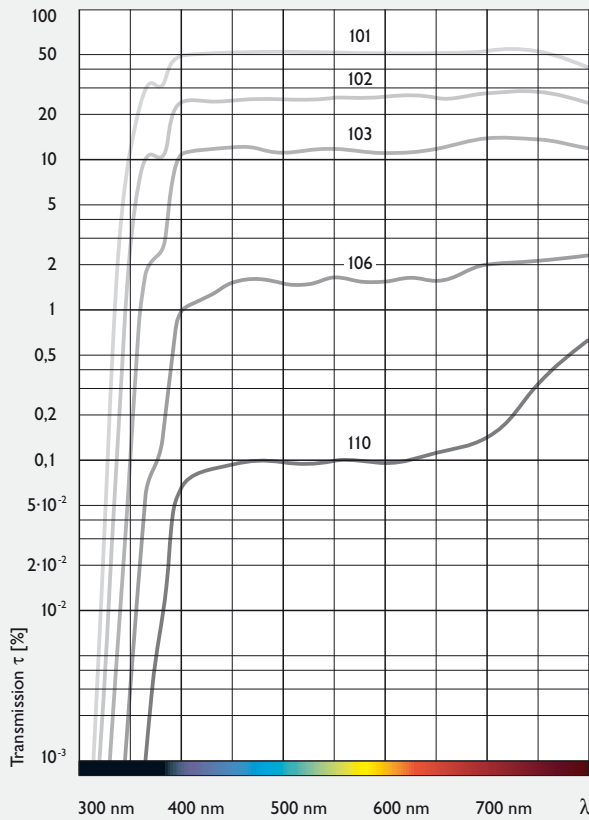
**Protection Filter Clear 007, UV 010, Redhancer 491**



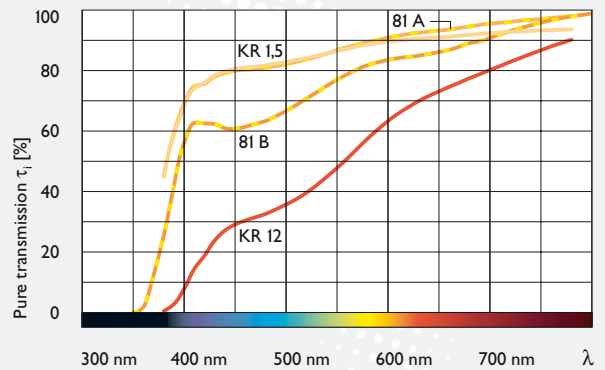
**Conversion Filters KB 1.5, KB 15 (80 A), KB 20**



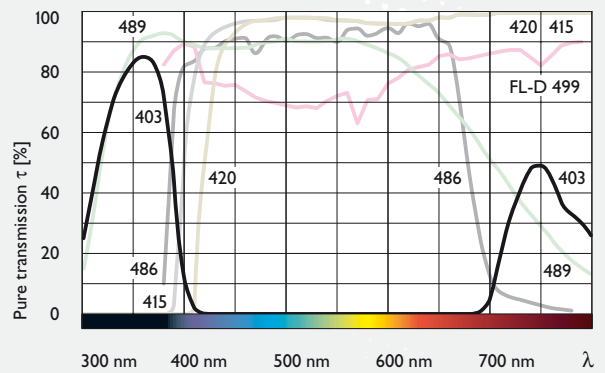
**ND Filters 101, 102, 103, 106, 110**



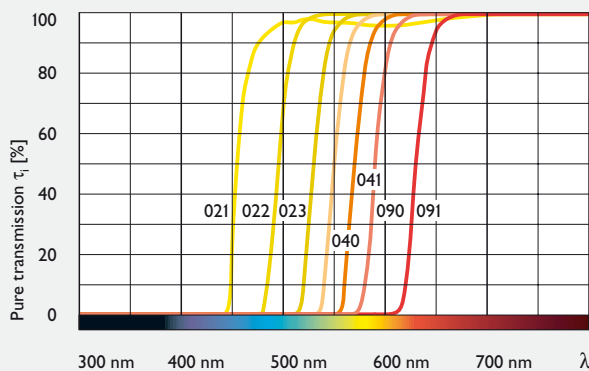
**Conversion Filters KR 1.5, KR 12, 81 A, 81 B**



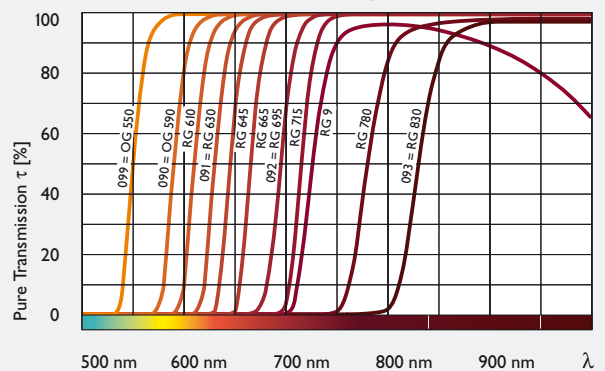
**Special Filters FL-D 499, 403, 415, 420, 486, 489**



**Black & White Filters 021, 022, 023, 040, 041, 090, 091**



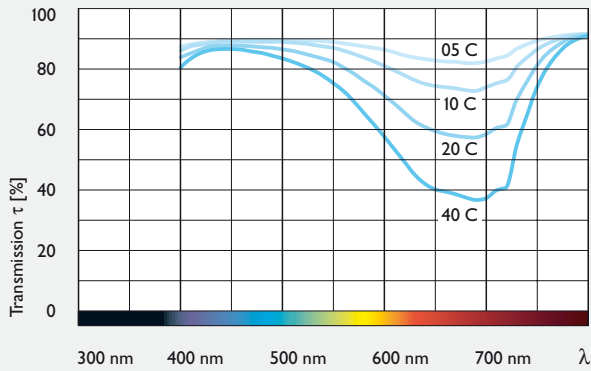
**Infrared Filters 092, 093, 099, IR Special Filters**



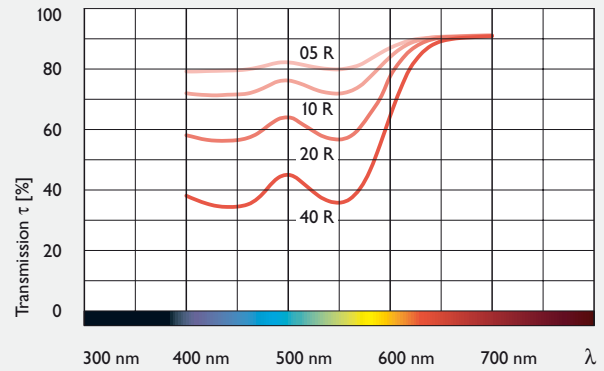
applications as well as in any photography where the light source is not a "thermal radiator" (like the sun or incandescent bulbs) but has a discontinuous spectrum with an irregular spectral intensity distribution, or when a color is not pure but mixed with other

color components. Yellow Filter 022, for example would transmit pure yellow ( $\approx 580$  nm) without affecting it, but it would change a mixture of green ( $\approx 510$  nm) and red ( $\approx 640$  nm) to orange because of the attenuation of only the green portion.

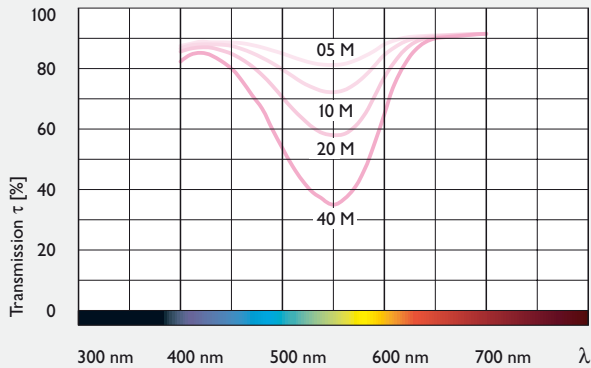
**CC Filters Cyan 05, 10, 20, 40**



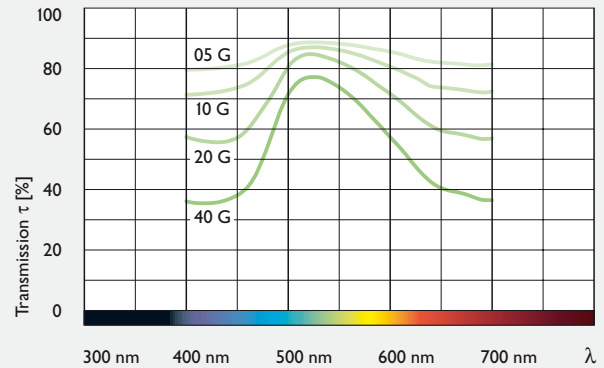
**CC Filters Red 05, 10, 20, 40**



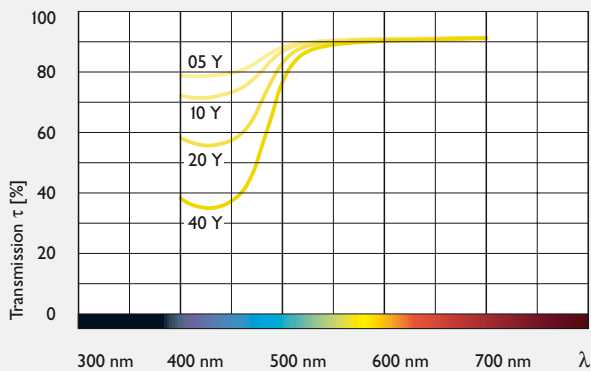
**CC Filters Magenta 05, 10, 20, 40**



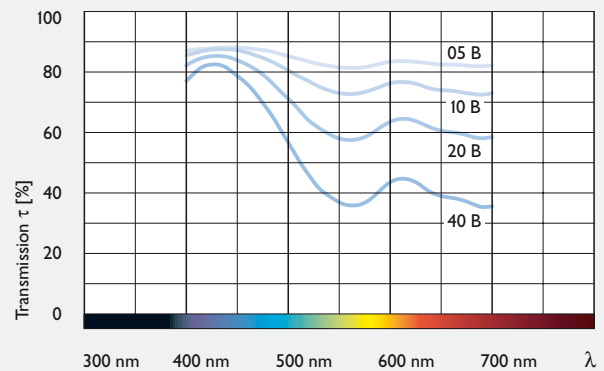
**CC Filters Green 05, 10, 20, 40**



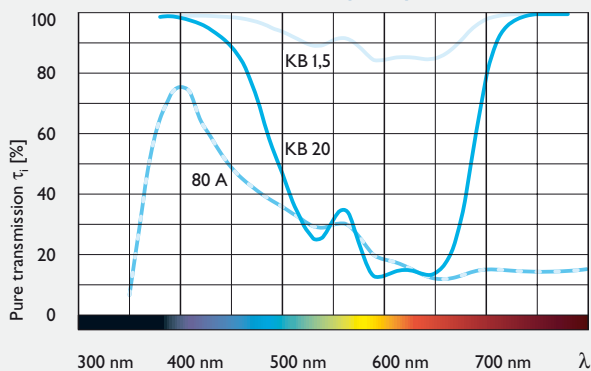
**CC Filters Yellow 05, 10, 20, 40**



**CC Filters Blue 05, 10, 20, 40**



**Conversion Filters KB 1.5, KB 15 (80 A), KB 20**



**Conversion Filters KR 1.5, KB 12, 81A, 81B**

